

# Module 1 homework

Practise how to:

1. Turn on the computer



2. Know the parts of the computer

3. Practise with the mouse



4. Connect to the Internet

5. Read a web page

6. Surf the web



7. Print a page

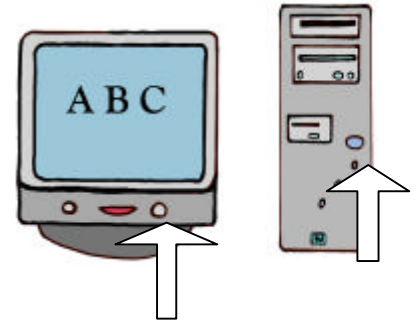


8. Shut-down the computer

## 1. Turn on the computer

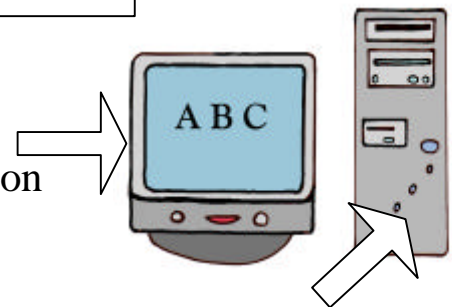
There are 2 buttons to push.

1. Turn on the **screen**
2. Turn on the **box**.



## 2. Know the parts to your computer

The **screen** is where we read information



The **box** contains the **central processing unit (CPU)**.  
This is where the computer does its work.

The **printer** can print the information we see on the screen.



The **keyboard** is used to type. The words appear on the screen as we type.

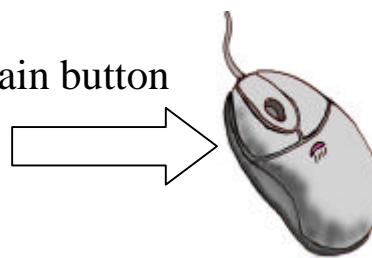


The **mouse** is attached to the computer.  
It is like the steering wheel of a car.  
Moving and clicking the mouse controls  
everything you do on a computer.




## 3. Practice with the mouse

The **left button** is the main button  
you will be using.



**Practice these steps:**

- 1 Move the mouse in a small circle on the mouse pad.  
As you do this, watch the cursor  move on the screen.

- 2 Try moving the mouse in other directions.



- 3 Try using the scroll wheel to read up and down a webpage. (Ask your tutor)



- 4 Practise **click and drag** by playing:
  - **Solitaire** on the computer.(Ask your tutor)
  - Do some **puzzles** at [www.jigzone.com](http://www.jigzone.com) (Ask your tutor)


# 4. Connect to the Internet

Check to see if you are already connected the Internet.



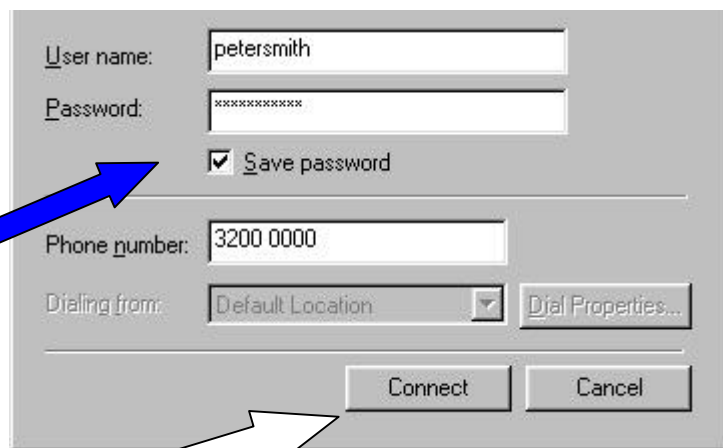
If you are not connected, follow these steps:

1 Turn on the computer

2 Click on  connect to internet

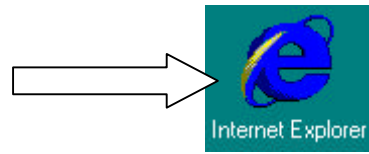
The User name and Password should already be saved.

Check that a tick appears in this box.



3 Click Connect.

4 Click on Internet Explorer



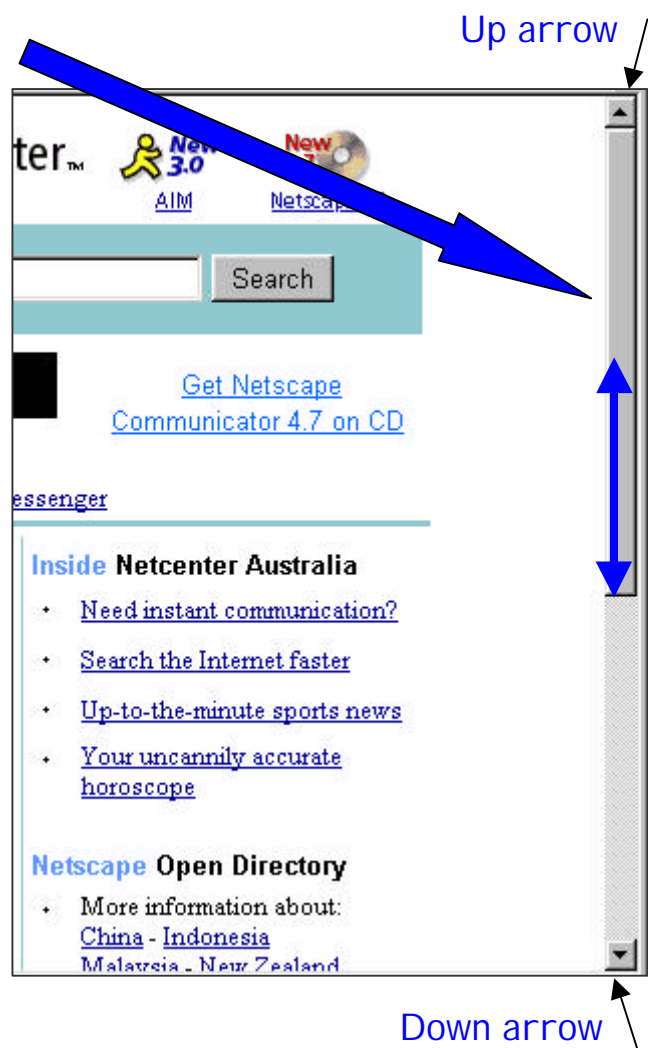
Now you are ready to surf the Internet!



5. Read a web page

This is the scrollbar.

Move the scrollbar up  
Or down, by clicking on  
the small up and down  
arrows.



Try the scrollwheel  
too.



## 6. Surf the web


Check to see if you are already connected the Internet.



Click Internet Explorer




You are now reading the [home page](#). This might be news page or any webpage you choose.

- 1 Move the mouse onto any underlined word or a picture. When you see a hand  click the mouse *once*.

For example, this picture is a hyperlink




These underlined words are a hyperlink

- 2 An hourglass  will appear. *WAIT AND WATCH* the [progress meter](#) at the bottom of the screen. It tells you when the page has downloaded. Then you will see a new webpage.

- 4 To go back to the last page, click on **Back**



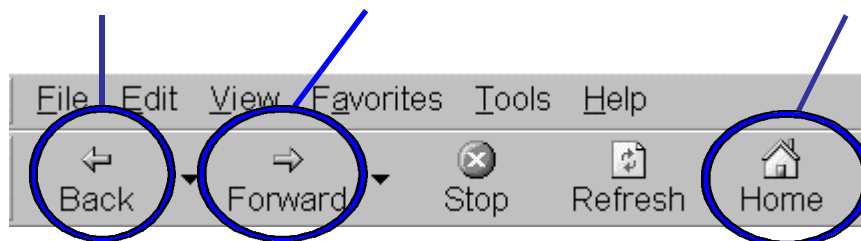
- 5 When you click from one hyperlink to the next, **you are surfing!**



Here are some surfing tips...

**Experiment! Click your mouse on these pictures:**

Go **Back** 1 page / Go **Forward** 1 page / Go to **Homepage**



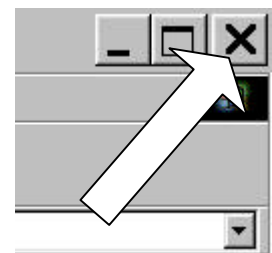
## 6. Print a page

To print a page,  
click on the Print icon




## 7. Shut down the computer

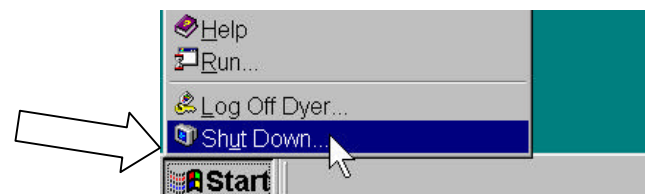
- 1 Click the mouse on the X in the TOP right-hand corner of the screen.  
Clicking on the X will close any screen at any time.



- 2 Click mouse in bottom left corner of screen



- 3 Click on **Shut down**



- 4 Follow on-screen instructions.